










# Volusia County Landscape As-Built

Permit Number:	
Home Owner Name:	
Home Owner Address:	
Project Address:	
Parcel #	

Legend	
	High Volume Irrigation area
	Medium Volume Irrigation area
	Low Volume Irrigation area
	Irrigation Zone Valves
	Water Meter
	Backflow device
	Rain Sensor
	Irrigation Controller
	Water Well

## Pervious area calculations

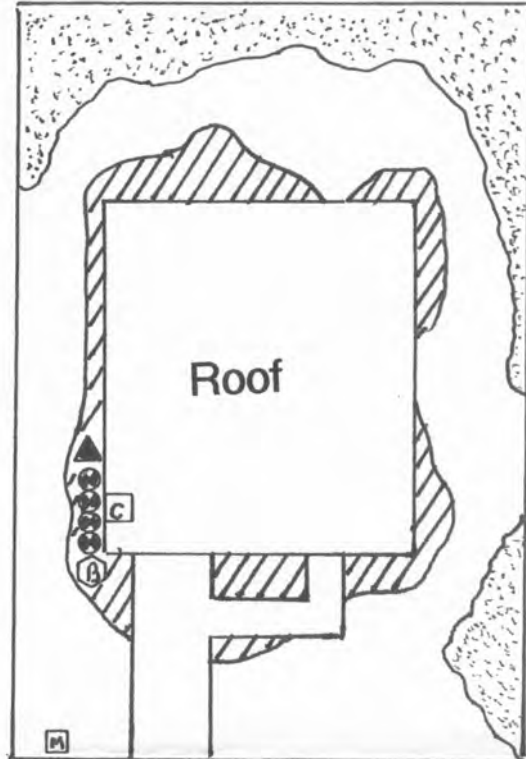
\_\_\_\_\_ Total Pervious Square Feet

\_\_\_\_\_ % Non-irrigated area or low volume (microirrigation) area, utilizing less than 2 gallons per hour per outlet. Must be a minimum of 25%

\_\_\_\_\_ % Medium volume area, utilizing up to 5 gallons per minute per outlet. Maximum 25%.

\_\_\_\_\_ % High volume area, utilizing 5 gallons per minute per outlet or more. Maximum 50%.

\_\_\_\_\_ Total (must equal 100%).



**Example**  
Do your diagram on reverse side or attach other sheet. Use of builder's site plan is suggested. Include scale.

Company Name:	
Company Address:	
Licensed Contractor:	
License #	
Contractor Signature:	